


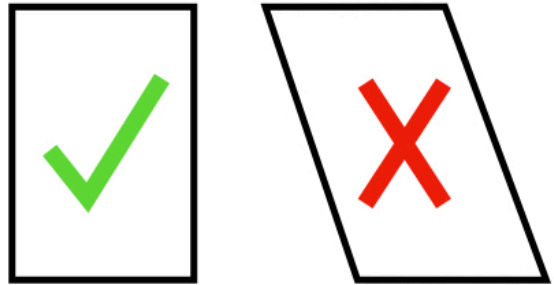


Setup

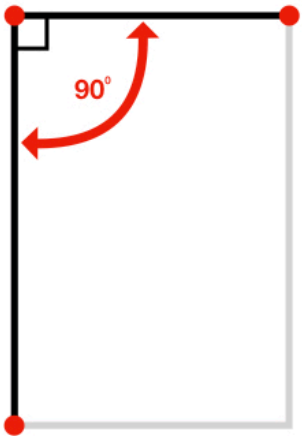
- ① Stake out one short side of the fly.



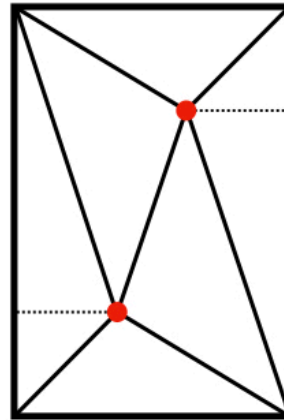
- ④ Ensure fly is staked out as a rectangle, not a diamond.




- ② Pull out a third corner at 90 degrees and stake.



- ⑤ Add both poles (tips up) via the vents. Extend until taut.



- ③ Pull out fourth corner and stake where taut.



- ⑥ Add peak guylines and any additional stakes if desired.

